
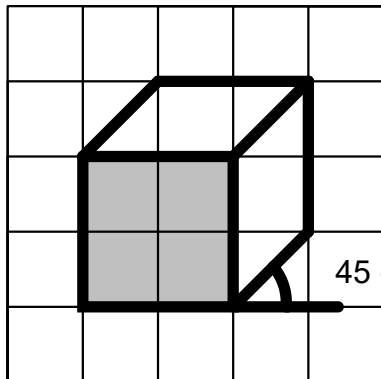



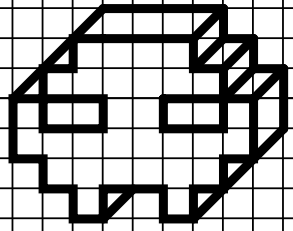
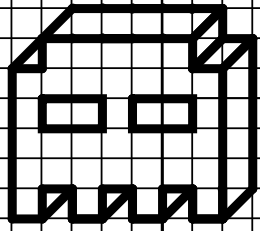
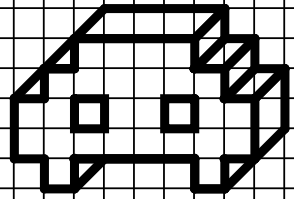
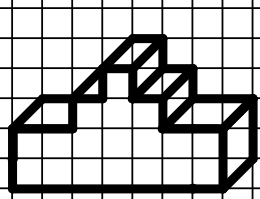
Cover work – Oblique drawing

Name: _____

Copy each oblique shape on the grid to the right. Study each shape before you draw it out with a pencil and a ruler. The shapes get progressively harder as you move onto the next page. Once you have drawn out each shape you can add colour to create depth.

An oblique drawing is a simple form of 3D drawing where the object is drawn flat from the front and given depth through the sides being drawn at 45 degrees.





Copy the oblique space invader game in the grid on the right.

